

Distance Learning Resources for Families



The following resources will help navigate your student's distance learning activities. Use the chart to help find the tool, and the links to see helpful how-to videos from the Robbinsdale Technology Integration Team. You will need your students' username and login information for many of these tools. Please contact your child's teacher or school's Media Specialist to get this information.

Receiving a Phone Call from your Teacher During Distance Learning



During distance learning, please be aware that your teacher may call and the call will likely come from an out-of-state phone number, not necessarily a local number. If you are uncomfortable answering a call from an unknown number, you can always let the caller leave a message. You are also always welcome to communicate through Schoology or email your teacher.

Using a Phone to set up WiFi






Depending on your carrier and plan, you may be able to set up wifi using your mobile device. Below are the instructions to set up wifi using Android or Apple products.

Update: the following carriers have eliminated data caps for mobile devices, please verify with your carrier if unsure before using a mobile device to set a wifi hotspot:

- Comcast
- T-Mobile
- AT&T
- Sprint
- Cox
- Verizon





Android	Apple
 http://bit.ly/RdaleAndroid	 http://bit.ly/RdaleHotspot


Tools and Resources for Kindergarten, 1st grade, 2nd grade, and 3rd grade.

Tool	How-To Guides
<p>SeeSaw SeeSaw is used as a classroom website for teachers and students. Teachers may also add activities or assignments to be completed within SeeSaw. If you are not connected to your child's SeeSaw classroom, please reach out to your child's teacher and he or she can help get you connected.</p>	 <p style="text-align: center;">http://bit.ly/RdaleSeeSaw</p>
<p>Tumblebooks Tumblebooks provides an online collection of children's ebooks usable from any computer with an internet connection - your home, library, or a mobile device.</p>	 <p style="text-align: center;">http://bit.ly/RdaleTumblebooks</p>
<p>Library Media Center Page This is our library media center digital resources website.</p> <ul style="list-style-type: none"> ● PebbleGo, TumbleBook Library (they have books for older kids too), eBooks Minnesota Elementary, StoryWeaver and International Childrens Digital Library can all be accessed directly with no username or password ● Britannica Online and WorldBook Kids <ul style="list-style-type: none"> ○ Username: rdale ○ Password: rdale ● Khan Academy, BrainPop and BrainPop Jr. use Clever logins (see box below for login directions) ● MackinVIA, Discovery Education and Typing Club require their Google login 	 <p style="text-align: center;">http://bit.ly/RdaleLibraryElementary</p>
<p>Mackin eBooks This is our platform for ebooks that students can checkout from the library on a device. Your student will need their school username and password to access.</p>	 <p style="text-align: center;">http://bit.ly/RdaleMackinVia</p>
<p>Clever This site connects students to Clever for access to BrainPop, BrainPop Jr., Benchmark, Reading Plus, Newsela and Khan Academy</p>	




<http://bit.ly/RdaleClever>

Tools and Resources for 4th and 5th grade




Tool	How-To Guides
<p>Schoology This portal is used for assignments, classroom updates, and some calendar events. Secondary students access grades here. This short set of videos will help you get started. There are two ways to access Schoology. One way is to visit http://learn.rdale.org and login with your Parent Portal username and password. Alternatively, you can use the mobile app.</p>	 <p>http://bit.ly/RdaleSchoology</p>
<p>Library Media Center Page This is our library media center digital resources website.</p> <ul style="list-style-type: none">● PebbleGo, TumbleBook Library (they have books for older kids too), eBooks Minnesota Elementary, StoryWeaver and International Childrens Digital Library can all be accessed directly with no username or password● Britannica Online and WorldBook Kids Username: rdale Password: rdale● Khan Academy, BrainPop and BrainPop Jr. use Clever logins (see box below for login directions)● MackinVIA, Discovery Education and Typing Club require their Google login	 <p>http://bit.ly/RdaleLibraryElementary</p>
<p>Tumblebooks Tumblebooks provides an online collection of children's ebooks usable from any computer with an internet connection - your home, library, or a mobile device.</p>	 <p>http://bit.ly/RdaleTumblebooks</p>
<p>Mackin eBooks This is our platform for ebooks that students can checkout from the library on a device. Your student will need their school username and password to access.</p>	 <p>http://bit.ly/RdaleMackinVia</p>

<p>Clever This site connects students to Clever for access to BrainPop, BrainPop Jr., Reading Plus, Benchmark, Newsela and Khan Academy</p>	 http://bit.ly/RdaleClever
---	--

Tools and Resources for 6th, 7th, and 8th grade

Tool	How-To Guides
<p>Schoology This portal is used for assignments, classroom updates, and some calendar events. Secondary students access grades here. This short set of videos will help you get started. There are two ways to access Schoology. One way is to visit http://learn.rdale.org and login with your Parent Portal username and password. Alternatively, you can use the mobile app</p>	 http://bit.ly/RdaleSchoology
<p>Mackin eBooks This is our platform for ebooks that students can checkout from the library on a device. Your student will need their school username and password to access.</p>	 http://bit.ly/RdaleMackinVia
<p>Clever This site connects students to Clever for access to BrainPop, BrainPop Jr., Reading Plus, Newsela, and Khan Academy</p>	 http://bit.ly/RdaleClever

Tools and Resources for 9th, 10th, 11th, and 12th grade

Tool	How-To Guides
<p>Schoology This portal is used for assignments, classroom updates, and some calendar events. Secondary students access grades here. This short set of videos will help you get started. There are two ways to access Schoology. One way is to visit http://learn.rdale.org and login with your Parent Portal username and password. Alternatively, you can use the mobile app</p>	 http://bit.ly/RdaleSchoology
<p>Mackin eBooks This is our platform for ebooks that students can checkout from the library on a device. Your student will need their school username and password to access.</p>	 http://bit.ly/RdaleMackinVia
<p>Clever This site connects students to Clever for access to BrainPop, BrainPop Jr., Reading Plus, McGraw Hill and Newsela</p>	 http://bit.ly/RdaleClever